

Please write clearly in block capitals.

Centre number

--	--	--	--	--

Candidate number

--	--	--	--

Surname _____

Forename(s) _____

Candidate signature _____

I declare this is my own work.

INTERNATIONAL A-LEVEL PHYSICS

Unit 4 Energy and Energy resources

Tuesday 16 January 2024

07:00 GMT

Time allowed: 2 hours

Materials

For this paper you must have:

- a Data and Formulae Booklet as a loose insert
- a ruler with millimetre measurements
- a scientific calculator, which you are expected to use where appropriate
- a protractor.

Instructions

- Use black ink or black ball-point pen.
- Fill in the boxes at the top of this page.
- Answer **all** questions.
- You must answer the questions in the spaces provided. Do not write outside the box around each question or on blank pages.
- All working must be shown.
- If you need extra space for your answer(s), use the lined pages at the end of this book. Write the question number against your answer(s).
- Do all rough work in this book. Cross through any work you do not want to be marked.

Information

- The marks for questions are shown in brackets.
- The maximum mark for this paper is 80.

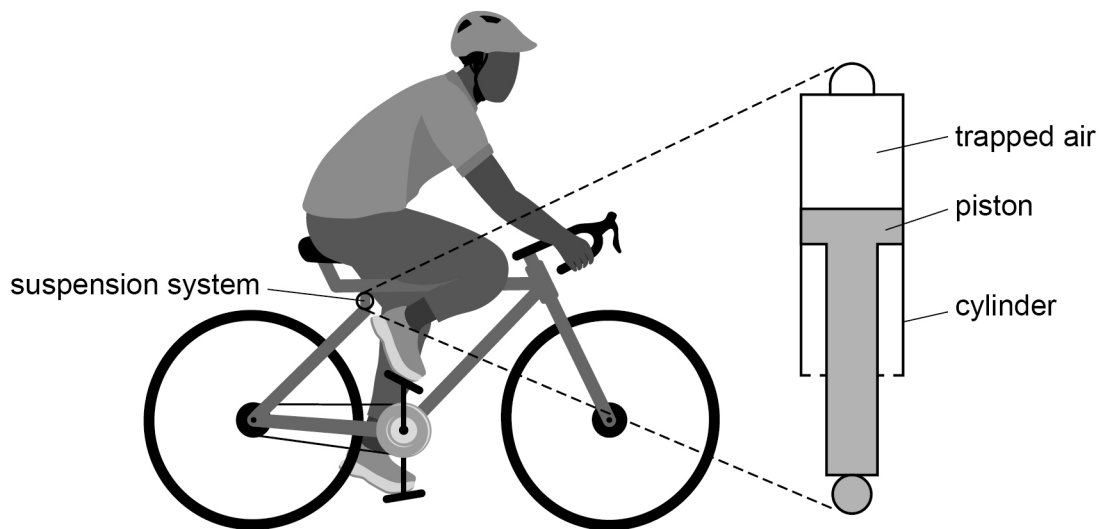
For Examiner's Use	
Question	Mark
1	
2	
3	
4	
5	
6	
7	
8–22	
TOTAL	



Section AAnswer **all** questions in this section.**0 1 . 1**

State what is meant by the internal energy of a system.

[2 marks]

0 1 . 2**Figure 1** shows an enlarged view of a cylinder used in a bicycle suspension system. Air trapped in the cylinder is compressed when a person is on the bicycle.**Figure 1**

The trapped air and the cylinder and piston are at the same temperature. As the person gets off the bicycle the trapped air expands.

The trapped air does 350 J of work and 20 J of energy is transferred by heating.

Calculate the change in internal energy ΔU of the trapped air as the person gets off the bicycle.

[2 marks]

$\Delta U =$ _____ J

4

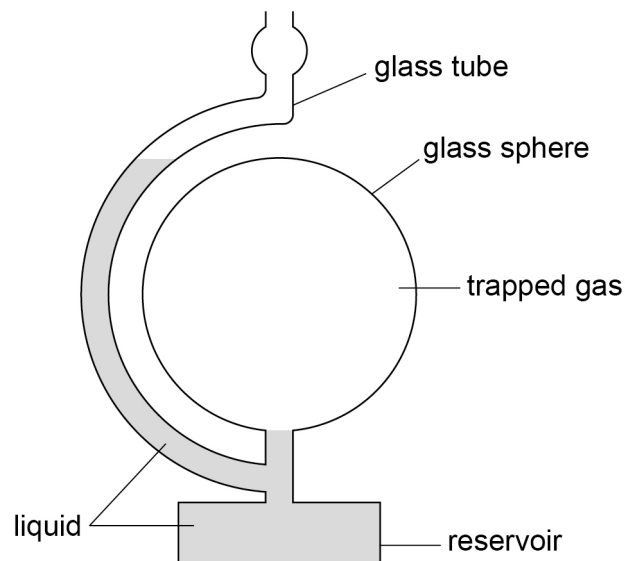
Turn over for the next question

Turn over ►



0 2

Figure 2 shows a glass sphere containing a fixed mass of an ideal gas. The gas is trapped by a liquid in the glass tube and reservoir.

Figure 2

Under the following conditions, the trapped gas fills the sphere exactly:

$$\begin{aligned} \text{pressure of gas} &= 102 \text{ kPa} \\ \text{mass of gas} &= 6.3 \times 10^{-4} \text{ kg} \\ \text{mean square speed of gas molecules} &= 2.53 \times 10^5 \text{ m}^2 \text{ s}^{-2} \end{aligned}$$

There are 1.3×10^{22} molecules in the trapped gas.

0 2 . 1

Calculate the radius of the sphere.

[3 marks]

radius = _____ m



0 2 . 2

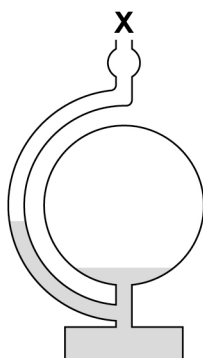
Calculate the average kinetic energy of a molecule of the gas.

[3 marks]

average kinetic energy = _____ J

0 2 . 3

The tube is open to the atmosphere at **X**. A change in atmospheric pressure causes some of the liquid to move into the sphere, as shown in **Figure 3**. The temperature of the trapped gas does not change.

Figure 3

Explain, with reference to the kinetic theory model, why the volume of the trapped gas decreases.

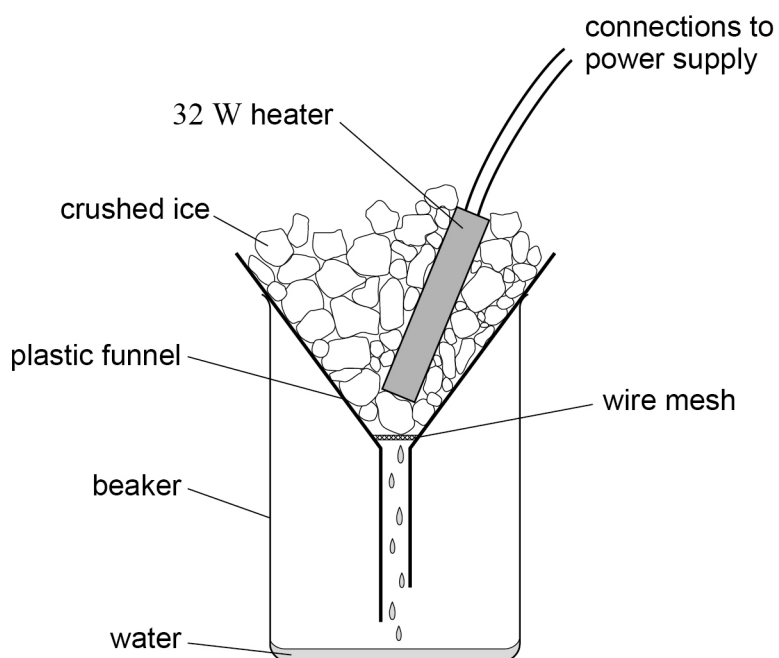
[3 marks]



0 3

Figure 4 shows apparatus used by a student in an experiment to estimate the specific latent heat of ice.

Figure 4



Crushed ice at a temperature of $0\text{ }^{\circ}\text{C}$ is packed around an electrical heater which is initially switched off.

Water from melted ice passes through a wire mesh and is collected in a beaker. More crushed ice is added to the plastic funnel to replace this melted ice.

Measurements are made to determine how much ice is melted by heating from the surroundings.

16.0 g of water is collected in 10.0 minutes with the heater switched off.

The heater is switched on and new measurements are made. The heater transfers energy at a rate of 32 W.

41.6 g of water is collected in 5.0 minutes with the heater switched on.



0 3 . 1

Determine the specific latent heat of ice for this experiment.
State an appropriate unit for your answer.

[4 marks]

specific latent heat of ice = _____ unit = _____

The student obtains the following data for the funnel:

thickness of plastic = 1.7 mm
 temperature of outer surface = 5.5 °C
 area in contact with melting ice = $1.75 \times 10^{-2} \text{ m}^2$
 thermal conductivity of plastic = $0.12 \text{ W m}^{-1} \text{ K}^{-1}$

0 3 . 2

Determine the ratio

$$\frac{\text{rate of heat transfer from heater}}{\text{rate of heat transfer by conduction through funnel}}$$

[2 marks]

ratio = _____

Question 3 continues on the next page

Turn over ►



03.3

The student suggests that the mass of ice melted before the heater is switched on is only due to heat transfer by conduction through the plastic funnel.

Show, using your answer to Question **03.2** and data from page 6, that the student's suggestion is incorrect.

[2 marks]

03.4

The value for the specific latent heat of ice obtained from this experiment is less than the accepted value.

Explain **two** changes to the experimental procedure that will increase the accuracy of the result.

[2 marks]

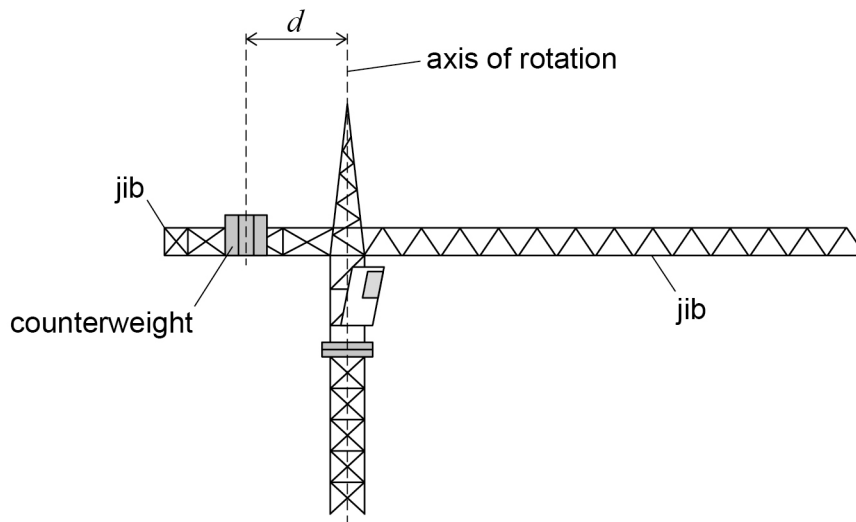
1

2



0 4

Figure 5 is the side view of a crane. The jib is the horizontal arm of the crane and has a counterweight attached to it. The jib and counterweight can rotate in a horizontal circle. The distance d of the counterweight from the axis of rotation can be adjusted.

Figure 5

0 4 . 1

Initially d is 7.2 m and the total moment of inertia of the jib and counterweight about the axis of rotation is $3.75 \times 10^7 \text{ kg m}^2$.

The counterweight is now moved so that d is 5.6 m.

The total moment of inertia of the jib and counterweight is now $3.62 \times 10^7 \text{ kg m}^2$.

Calculate the mass of the counterweight.

[3 marks]

mass of counterweight = _____ kg

Question 4 continues on the next page

Turn over ►



At time $t = 0$ the jib is at rest.

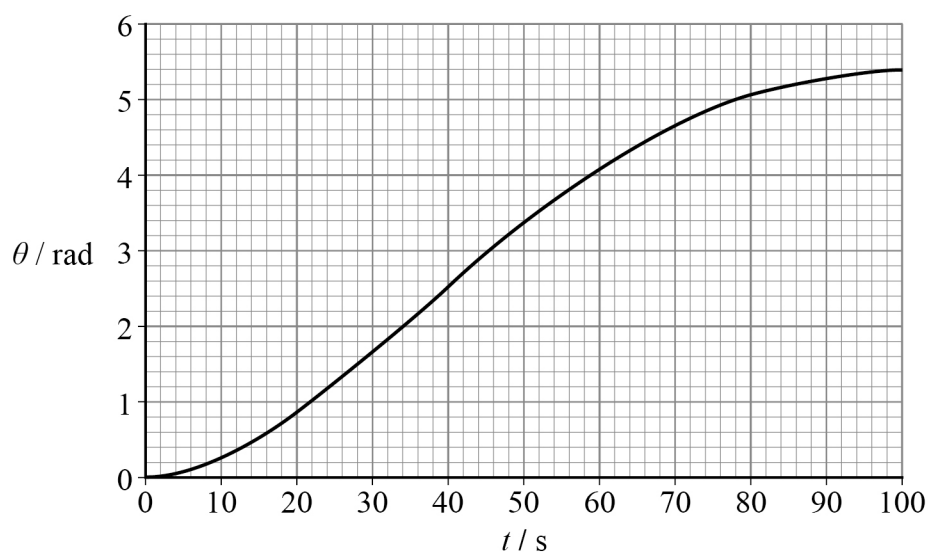
A torque is then applied to make the jib and counterweight rotate.

Figure 6 shows the variation of angular displacement θ with t .

A constant resistive torque of $3.5 \times 10^4 \text{ N m}$ acts on the jib when it is moving.

The total moment of inertia of the jib and counterweight is $3.62 \times 10^7 \text{ kg m}^2$.

Figure 6



0 4 . 2

From $t = 0$ to $t = 20 \text{ s}$, the angular acceleration is constant.

Calculate the applied torque that produces this acceleration.

[4 marks]

applied torque = _____ N m



0 4 . 3

For safety, the angular speed of the jib must not exceed 0.10 rad s^{-1} .

Determine whether the jib exceeds this speed as it rotates.

[3 marks]

0 4 . 4

On another occasion the jib is moving at a constant angular speed ω . The applied torque is removed and the jib moves through an angle θ_1 before coming to rest.

The distance d is increased and the jib is again made to move at a constant angular speed ω . The applied torque is removed and the jib now moves through an angle θ_2 before coming to rest.

The resistive torque does not change.

Compare θ_2 with θ_1 .

Explain your answer.

[3 marks]



0 5

A solar array is made from identical solar cells.


Table 1 contains data about one solar cell in the array when light of intensity L_1 is incident on the solar cell.

Table 1

Quantity	Value
short-circuit current	6.18 A
open-circuit voltage	0.73 V
current at maximum power	5.89 A
voltage at maximum power	0.63 V

0 5 . 1

Sketch, on **Figure 7**, a V – I characteristic for the solar cell at intensity L_1 .
Label the axes with suitable scales.

[4 marks]**Figure 7** V / V  I / A 

During a test, light of intensity L_2 is incident normally on the solar cell. The efficiency of the solar cell is 24%.

The maximum power output of the solar cell is now 3.5 W and the voltage at maximum power is 0.61 V.

0 5 . 2

The area of the solar cell is 150 cm^2 .

Calculate L_2 .

[3 marks]

$$L_2 = \underline{\hspace{4cm}} \text{ W m}^{-2}$$

0 5 . 3

When the intensity is L_2 the solar array has a maximum power output of 364 W.

The voltage across the array at maximum power is 4.88 V.

Deduce the arrangement of cells in the array.

[3 marks]

10

Turn over ►



0 6

Fast-moving neutrons are released during fission in a thermal nuclear reactor. The function of part **X** of this reactor is to reduce the speed of these fast-moving neutrons to thermal speeds.

0 6 . 1

Name part **X**.

[1 mark]

0 6 . 2

Name **one** suitable material for **X**.

[1 mark]

0 6 . 3

Explain why the fast-moving neutrons need to be reduced to thermal speeds to maintain a chain reaction in this reactor.

[2 marks]

0 6 . 4

A fast-moving neutron has a kinetic energy of 2.4 MeV.
After one collision, the kinetic energy is reduced to 1.8 MeV.

Estimate the kinetic energy of the neutron after three more collisions.

Assume that the neutron's kinetic energy decreases by the same percentage in each collision.

[2 marks]

kinetic energy = _____ MeV



0 6 . 5

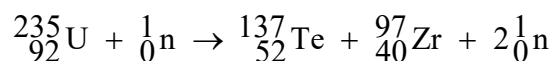
Another thermal nuclear reactor uses a different material for **X**. In this reactor, a fast-moving neutron needs fewer collisions to reduce it to thermal speeds.

Suggest why fewer collisions are needed when using **X**.

[2 marks]

0 6 . 6

One fission reaction is



Calculate, in MeV, the energy released in this reaction.

$$\text{mass of } {}_{92}^{235}\text{U} = 235.0439 \text{ u}$$

$$\text{mass of } {}_{52}^{137}\text{Te} = 136.9256 \text{ u}$$

$$\text{mass of } {}_{40}^{97}\text{Zr} = 96.9110 \text{ u}$$

$$\text{mass of } {}_0^1\text{n} = 1.00867 \text{ u}$$

[4 marks]

energy released = _____ MeV

Question 6 continues on the next page

Turn over ►



0	6	.	7
---	---	---	---

State **one** risk and **one** benefit in the use of thermal nuclear reactors for power generation.

[2 marks]

risk _____

benefit _____

14



0 7

The average radius R of a nucleus is related to the nucleon number A by

$$R = R_0 A^{\frac{1}{3}}$$

0 7 . 1

Show that this relationship is consistent with the assumption that all nuclei have the same density.

[2 marks]**0 7 . 2**

A helium $\left({}_2^4\text{He}\right)$ nucleus has a radius of 1.68×10^{-15} m.

Calculate, in fm, the radius of a gold $\left({}_{79}^{197}\text{Au}\right)$ nucleus.

[3 marks]

radius = _____ fm

5**END OF SECTION A****Turn over ►**

Section B

Each of the questions in this section is followed by four responses, **A**, **B**, **C** and **D**.

For each question select the best response.

Only **one** answer per question is allowed.

For each question, completely fill in the circle alongside the appropriate answer.

CORRECT METHOD



WRONG METHODS



If you want to change your answer you must cross out your original answer as shown.

If you wish to return to an answer previously crossed out, ring the answer you now wish to select as shown.

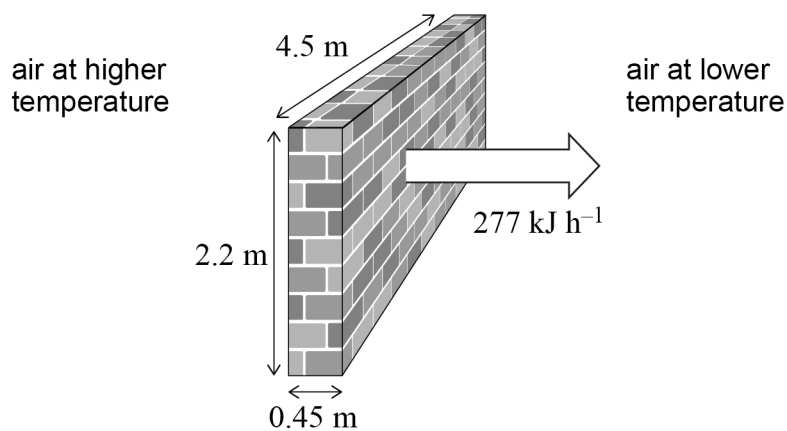
You may do your working in the blank space around each question but this will not be marked.
Do **not** use additional pages for this working.

0 8

The wall of a building separates air at different temperatures.

It has a U -value of $0.65 \text{ W m}^{-2} \text{ K}^{-1}$.

The wall is 4.5 m wide, 2.2 m high and 0.45 m thick.



The rate of energy transfer through the wall is 277 kJ h^{-1} .

What is the temperature difference across the wall?

[1 mark]

A 5.4 K

☐

B 12 K

☐

C 17 K

☐

D 285 K

☐


0 9

A fixed mass of an ideal gas has a pressure P and a volume V .
The temperature of the gas increases from 273 K to 410 K.

Which row shows possible values for the new pressure and new volume of the gas?

[1 mark]

	Pressure	Volume	
A	P	$\frac{V}{2}$	<input type="radio"/>
B	$2P$	V	<input type="radio"/>
C	$2P$	$\frac{V}{3}$	<input type="radio"/>
D	$3P$	$\frac{V}{2}$	<input type="radio"/>

Turn over for the next question

Turn over ►

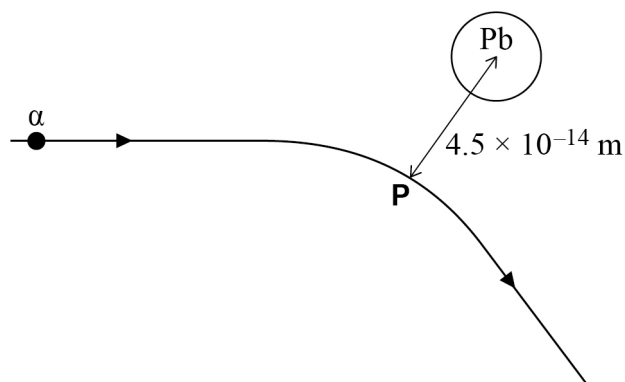


1 0

An alpha particle (α) has an initial kinetic energy of 2.1×10^{-12} J.

It travels towards a lead ($^{179}_{82}\text{Pb}$) nucleus.

Assume that the lead nucleus remains stationary.



The alpha particle is closest to the lead nucleus at point **P**.

The separation between the centre of the lead nucleus and the alpha particle at **P** is $4.5 \times 10^{-14} \text{ m}$.

What is the kinetic energy of the alpha particle at **P**?

[1 mark]

A $2.7 \times 10^{-13} \text{ J}$ ☐

B $8.4 \times 10^{-13} \text{ J}$ ☐

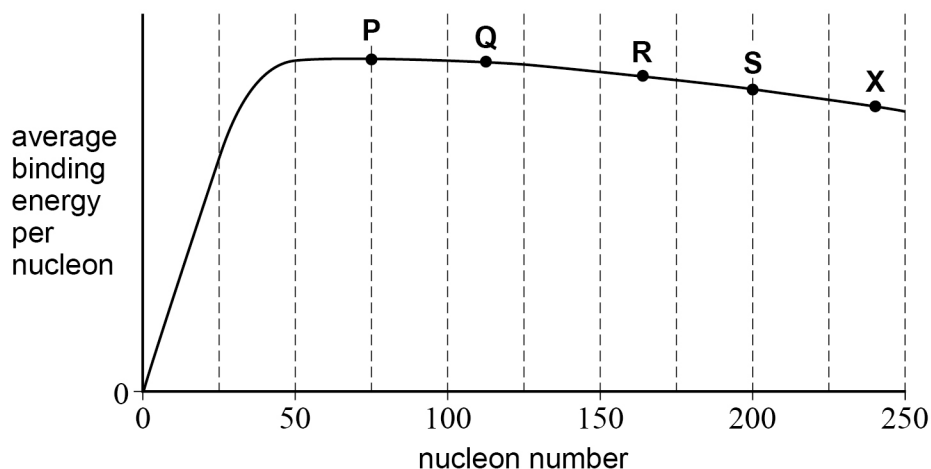
C $1.3 \times 10^{-12} \text{ J}$ ☐

D $1.7 \times 10^{-12} \text{ J}$ ☐



1 1

Nuclei **P**, **Q**, **R**, **S** and **X** are shown on a plot of average binding energy per nucleon against nucleon number.



X undergoes nuclear fission to produce a pair of nuclei.

Which pair of nuclei are possible products of this fission?

[1 mark]

A **P** and **Q**

☐

B **P** and **R**

☐

C **P** and **S**

☐

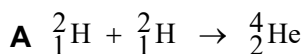
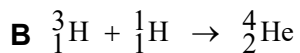
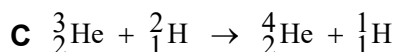
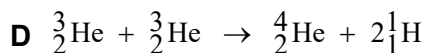
D **Q** and **R**

☐
1 2

The solar fusion (hydrogen) cycle is a series of fusion reactions that occur in the Sun.

Which is a reaction in the solar fusion cycle?

[1 mark]


☐

☐

☐

☐

Turn over ►



1 3

A mixture of two unreactive gases **P** and **Q** is at a constant temperature.

The particles of **P** each have a mass m . The particles of **Q** each have a mass $2m$.

The root mean square speed of the particles of **P** is v .

What is the root mean square speed of the particles of **Q**?

[1 mark]

A $\frac{v}{2}$ ☐

B $\frac{v}{\sqrt{2}}$ ☐

C v ☐

D $\sqrt{2}v$ ☐

1 4

A wind turbine generator (WTG) has blades that sweep out a circle of diameter 4.20 m.

The power output of the WTG is 40% of the maximum power available from the wind.

At one instant, the speed of the wind on the blades is 6.9 m s^{-1} .

What is the maximum electrical power available from the WTG at this instant?

density of air = 1.2 kg m^{-3}

[1 mark]

A 1.1 kW ☐

B 2.7 kW ☐


C 4.4 kW ☐

D 6.8 kW ☐

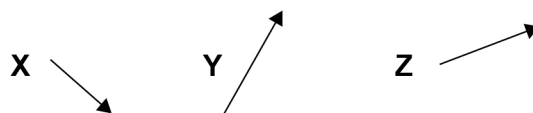
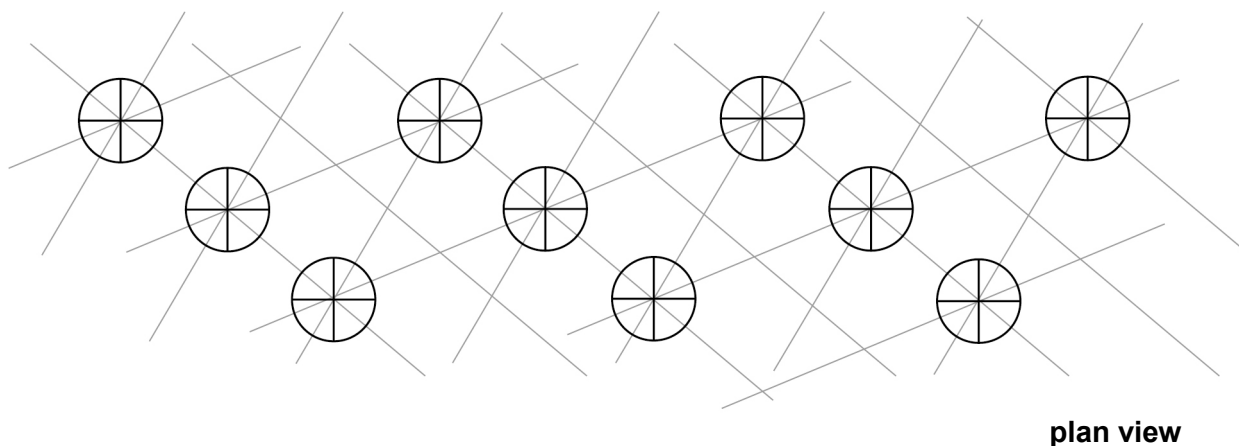


1 5

The diagram shows the plan view of a wind farm that consists of ten identical wind turbines.

The location of each wind turbine is represented by 

The wind farm is on horizontal land.



At different times, the wind blows in the horizontal directions given by the arrows **X**, **Y** and **Z**.

In which wind direction is the effect of wind shadow the largest and in which direction is it the smallest?

[1 mark]

	Largest	Smallest	
A	X	Y	<input type="text"/>
B	X	Z	<input type="text"/>
C	Y	X	<input type="text"/>
D	Z	Y	<input type="text"/>

Turn over ►



1 6

The components of a pumped storage system (PSS) include a turbine and a generator.

Which statement is correct?

[1 mark]

- A** Gravitational potential energy of the water is transferred to kinetic energy in the turbine. ☐
- B** The generator transfers electrical energy to kinetic energy of the water. ☐
- C** The turbine acts as a motor when energy is being stored in the PSS. ☐
- D** Over a cycle, the electrical energy input to the PSS is greater than the electrical energy output. ☐

1 7

Which is a defining property of a back-up power station?

[1 mark]

- A** It uses wind, solar or hydroelectric energy sources. ☐
- B** It can be switched on quickly in periods of high demand. ☐
- C** It can store excess energy from base-power stations. ☐
- D** It is more efficient than a base-power station. ☐

1 8

Which is the fundamental (base) unit for specific heat capacity?

[1 mark]

- A** $\text{kg m}^2 \text{s}^{-2} \text{K}^{-1}$ ☐
- B** $\text{kg}^{-1} \text{m}^2 \text{s}^{-2} \text{K}^{-1}$ ☐
- C** $\text{m}^2 \text{s}^{-2} \text{K}^{-1}$ ☐
- D** $\text{kg m}^2 \text{s}^{-4} \text{K}^{-1}$ ☐



1 9

A satellite orbits the Sun at an orbital radius of 2.2×10^{11} m.

The satellite has an array of five solar panels. Each panel has an area of 20 m^2 .

What is the maximum rate at which solar energy is incident on the array?

power output of Sun = $3.8 \times 10^{26} \text{ W}$

[1 mark]

A $6.25 \times 10^2 \text{ W}$ ☐

B $1.25 \times 10^4 \text{ W}$ ☐

C $6.25 \times 10^4 \text{ W}$ ☐

D $2.50 \times 10^5 \text{ W}$ ☐

Turn over for the next question

Turn over ►

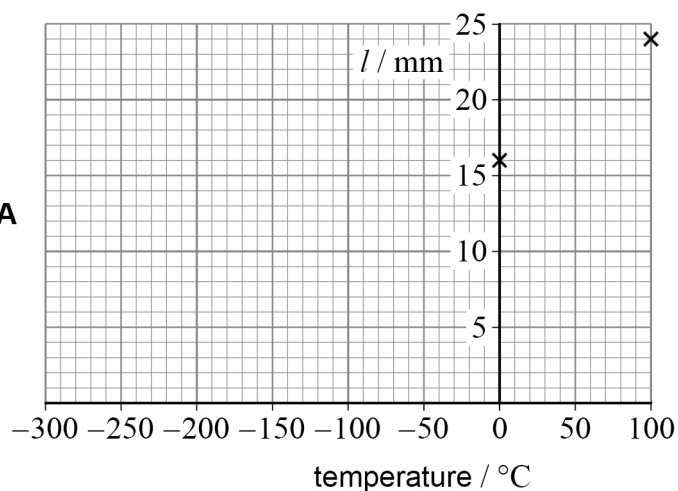
2 0

In four experiments **A**, **B**, **C** and **D** the length l of a column of trapped air in a thin tube is measured over a range of temperatures.

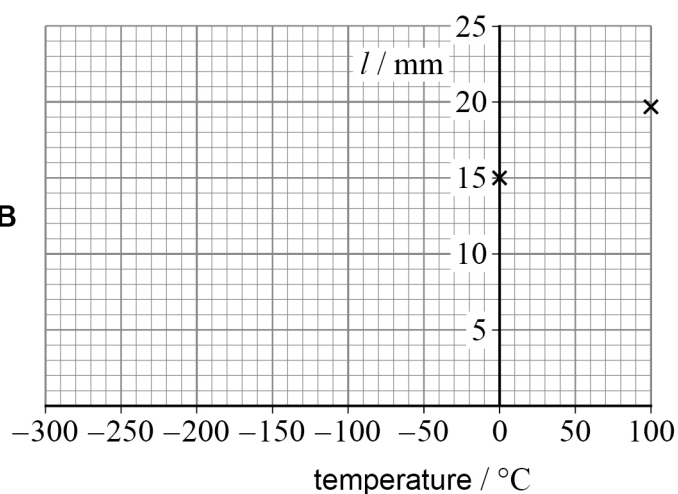
The amount of trapped air in the tube is different in each experiment. The pressure of the trapped air in the tube is the same in each experiment and remains constant.

The graph of length l against temperature is given for each experiment.

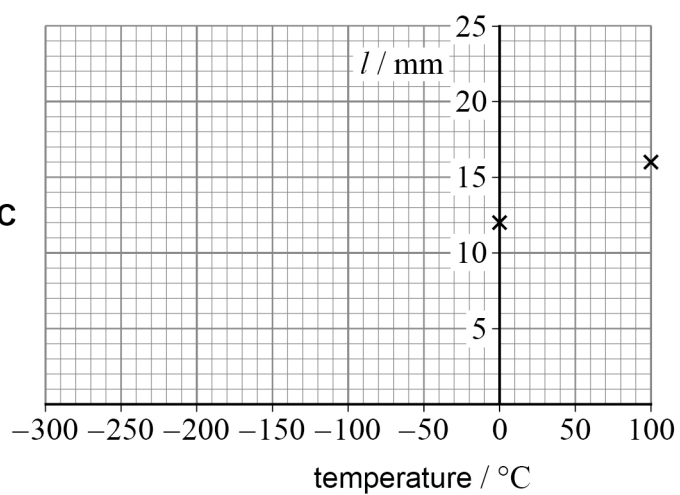
Experiment A



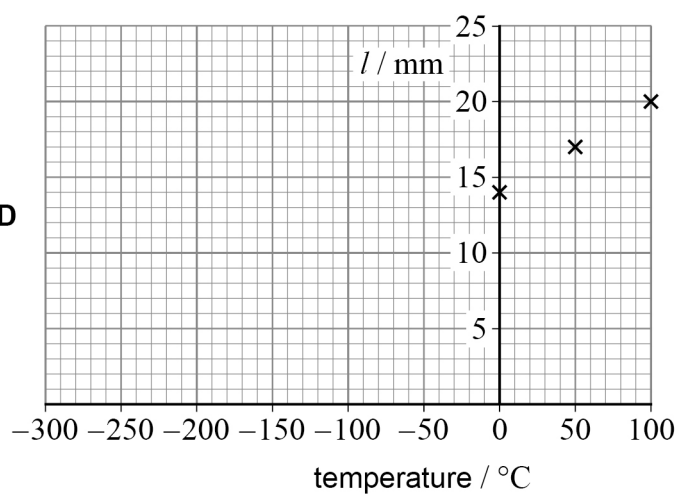
Experiment B



Experiment C



Experiment D



Which experiment gives the most accurate value of absolute zero?

[1 mark]

- A ☐
- B ☐
- C ☐
- D ☐

Turn over ►



2 1

The table shows the readings taken to determine the amount of gas n , in mol, in a sample.

Quantity	Reading	Absolute uncertainty
pressure	$1.00 \times 10^5 \text{ Pa}$	$1 \times 10^3 \text{ Pa}$
temperature	$27.0 \text{ }^\circ\text{C}$	$0.5 \text{ }^\circ\text{C}$
volume	1.00 m^3	0.01 m^3

The uncertainty in the molar gas constant is negligible.

What is the percentage uncertainty in n ?

[1 mark]

A 1.8% ☐

B 2.2% ☐

C 3.9% ☐

D 6.0% ☐

2 2

A nuclear fusion reactor uses plasma containment.

Which is **not** a difficulty for this type of reactor?

[1 mark]

A confining the plasma ☐

B maintaining the high temperature of the plasma ☐

C processing radioactive products of the reactions ☐

D sustaining fusion over a period of time ☐

15**END OF QUESTIONS**

There are no questions printed on this page

*Do not write
outside the
box*

**DO NOT WRITE ON THIS PAGE
ANSWER IN THE SPACES PROVIDED**



[illegible]

*Do not write
outside the
box*

[illegible]

